

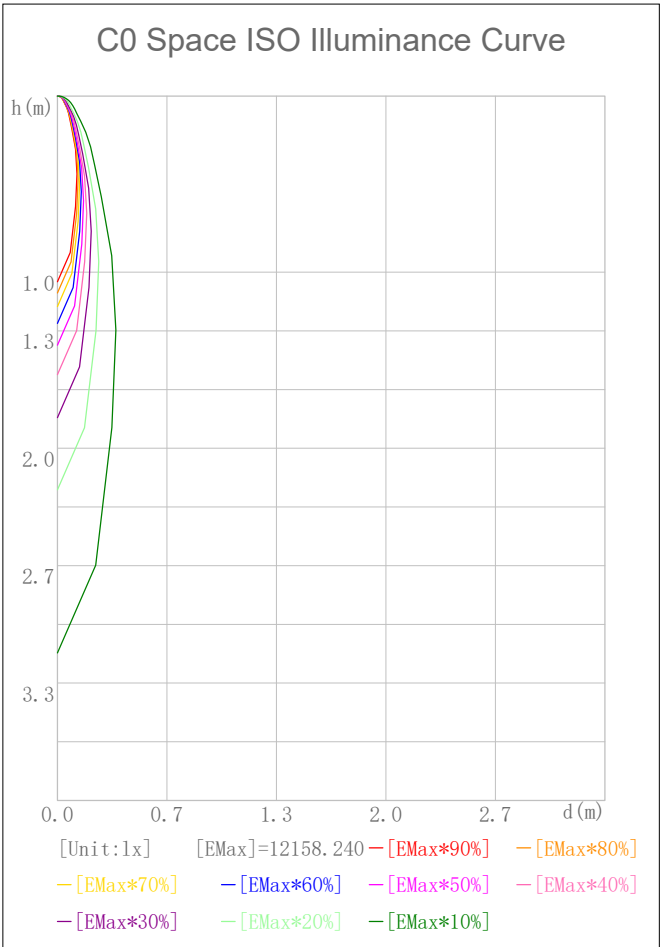
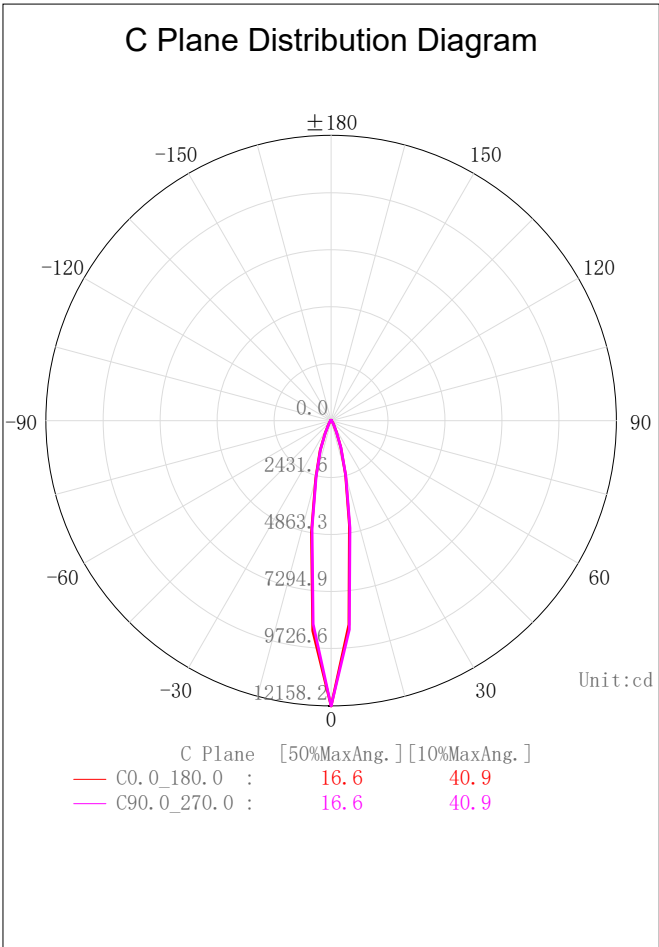
Indoor Luminaire Photometric Data

Description Information

Luminary Name: PD08-25-XX-01 4000K RA90 15D		Lum. Catalog:	Test ID: 01
Lamp Name:		Lamp Catalog: LED	Test Date: 2022/09/19
Manufacture: Shenzhen Norming Lighting		Shld. Ang(°):	Test Machine:GON-2000
Test Lab: Quality Department		Frequency (Hz):	Lamp CCT (K): Ra:
Lum. Size (W*L*H):0.083m*0.083m*0.000m		Lum. Area (m2):0.005	Lum. W (kg): 0.000
Test System: C, γ	Test Step: C=90.0 γ=5.0	Temp. (°C): 25	Humidity(%): 50.0

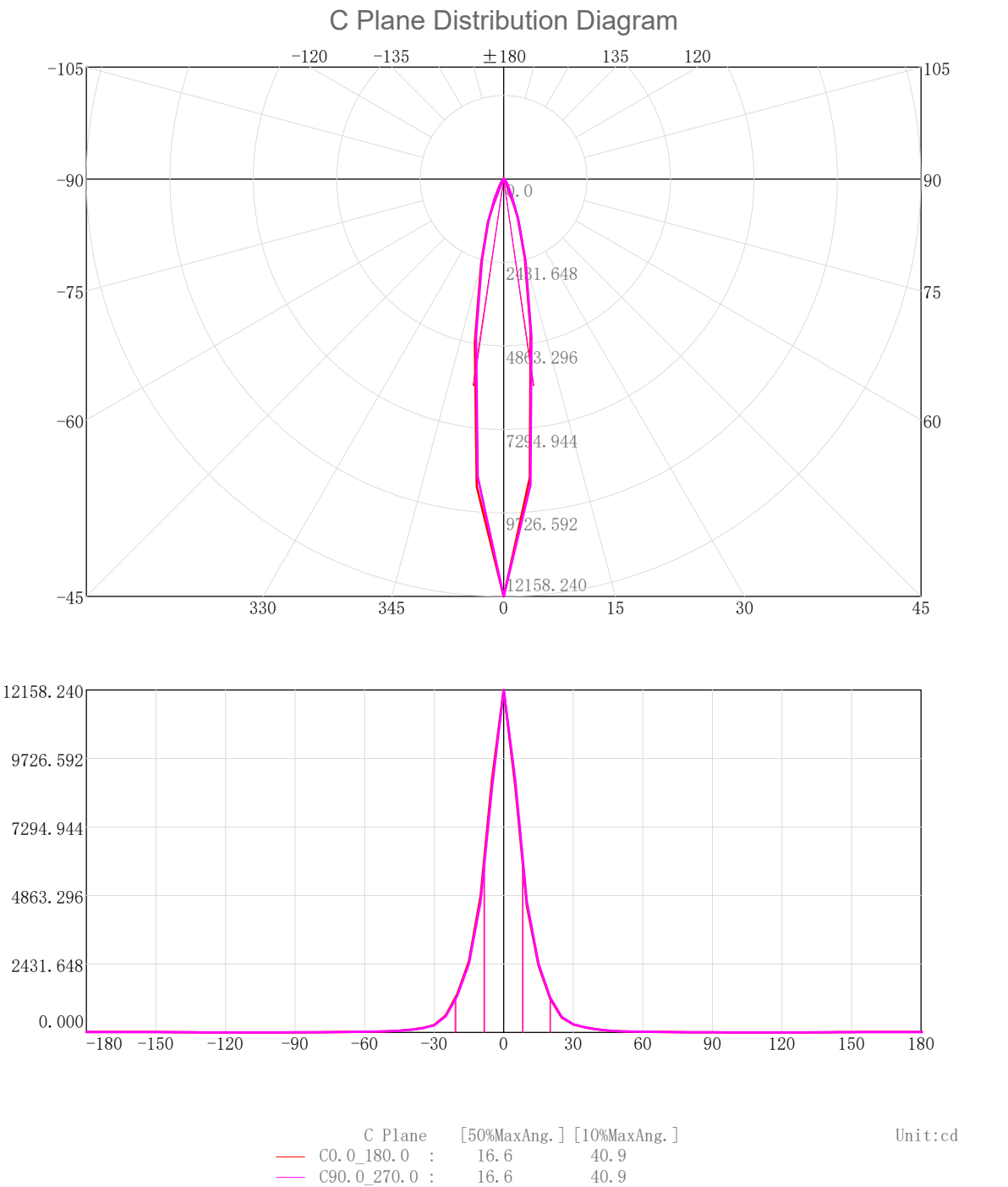
Character Parameter

Lamp Speciality Parameter		Luminaire Speciality Parameter	
Rated Flux(lm): 2065.890	Luminary Flux(lm): 2065.888	Field Angle(10%Imax): 40.9(°)	
Rated Power(W):	Luminary Efficiency: 100.00%	Down Lumens&Percent: 2011.941lm 97.39%	
Rated Voltage(V):	Luminary EER(lm/W): 88.324	Up Lumens&Percent: 53.947lm 2.61%	
Tested Power(W): 23.390	Max. Candela(cd): 12158.240	S/MH: C0_a180=0.285 C90_270=0.284	
Lamps' Inside: 1	Max Cand@Ang. (°): C=0.0 γ=0.0	CIE Type: Semi-Direct	
Tested Electrics (V, A, pf):239.8, 0.101, 0.960	Beam Angle(50%Imax): 16.6(°)	ErP Φ use(90°): 1917.726lm	
Lamp Size (W*L*H):0.083m*0.083m*0.000m	Left=-8.5°, Right=8.1°	IRF(%): 1225.084	



2D Plane Light Intensity Distribution Curve

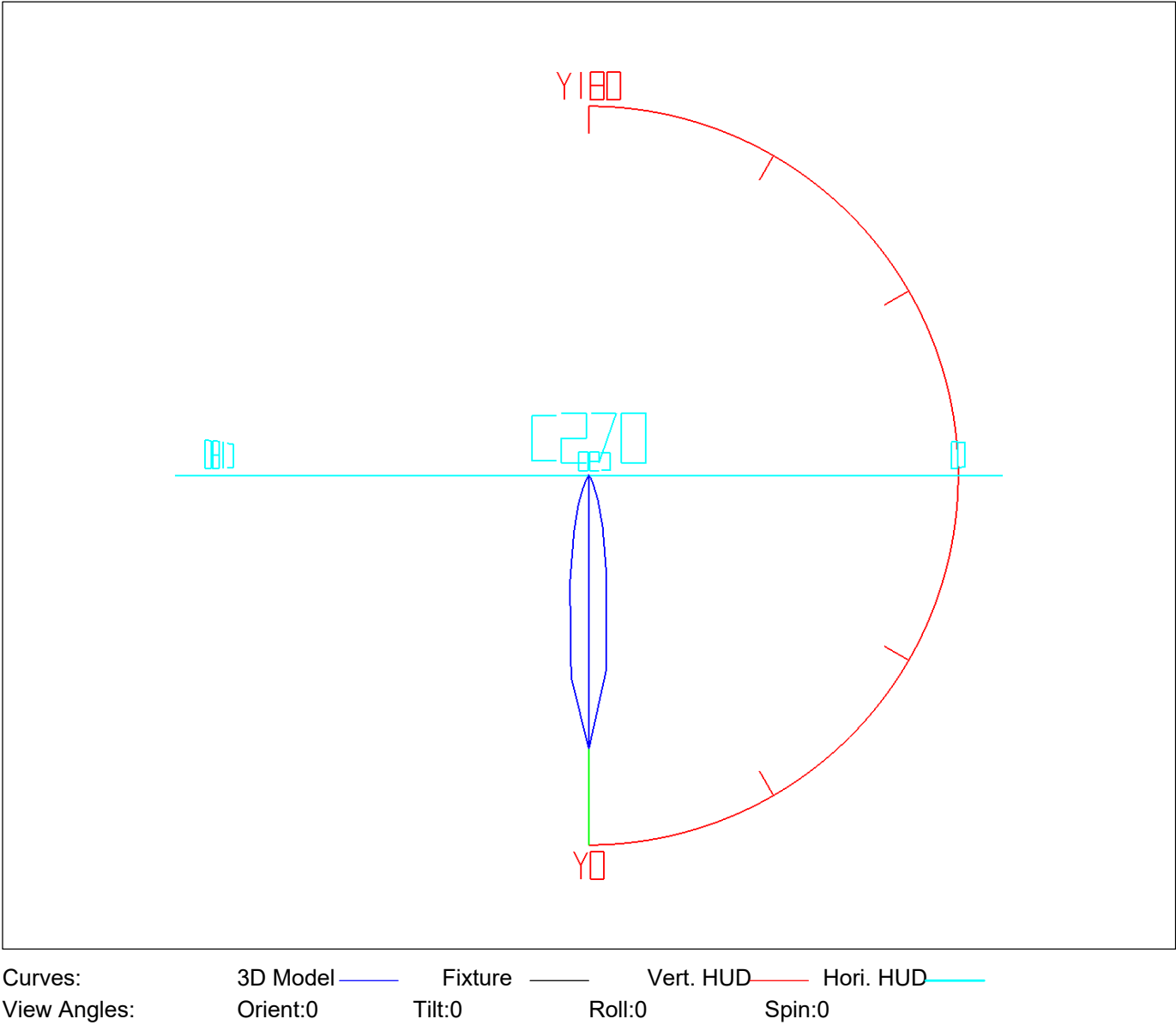
Lum. Name: PD08-25-XX-01 4000K RA90 15D	Lum. Catelog:	Test ID: 01
Lamp Name:	Lamp Catelog: LED	Test Lab: Quality Department
Manufacture: Shenzhen Norming Lighting	Test Machine:GON-2000	Test Date: 2022/09/19



3D Light Intensity Distribution Modal

Lum. Name: PD08-25-XX-01 4000K RA90 15D	Lum. Catelog:	Test ID: 01
Lamp Name:	Lamp Catelog: LED	Test Lab: Quality Department
Manufacture: Shenzhen Norming Lighting	Test Machine:GON-2000	Test Date: 2022/09/19

3D Light Intensity Distribution Modal

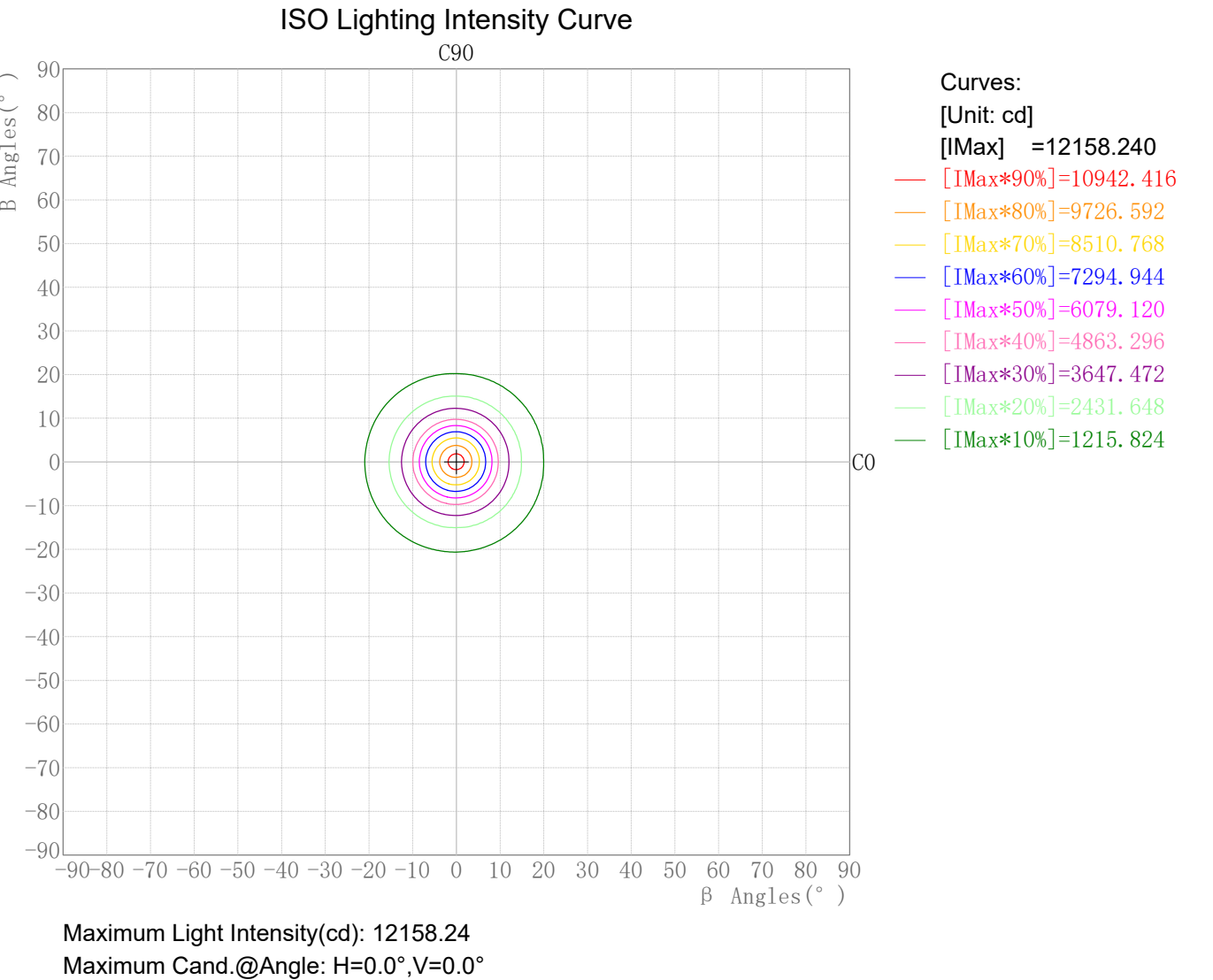


Zonal Flux Tabulation

Zone(γ)	Zone Flux (lm)	Sums Flux (lm)	Zone%Lamp	Sums%Lamp
0.0-5.0	251.01	251.01	12.15	12.15
5.0-10.0	482.76	733.78	23.37	35.52
10.0-15.0	421.53	1155.31	20.40	55.92
15.0-20.0	307.45	1462.76	14.88	70.81
20.0-25.0	194.06	1656.82	9.39	80.20
25.0-30.0	106.79	1763.61	5.17	85.37
30.0-35.0	65.54	1829.15	3.17	88.54
35.0-40.0	46.43	1875.58	2.25	90.79
40.0-45.0	32.32	1907.90	1.56	92.35
45.0-50.0	22.39	1930.29	1.08	93.44
50.0-55.0	17.14	1947.44	0.83	94.27
55.0-60.0	14.78	1962.21	0.72	94.98
60.0-65.0	12.72	1974.93	0.62	95.60
65.0-70.0	10.72	1985.65	0.52	96.12
70.0-75.0	8.86	1994.51	0.43	96.54
75.0-80.0	7.16	2001.67	0.35	96.89
80.0-85.0	5.71	2007.38	0.28	97.17
85.0-90.0	4.56	2011.94	0.22	97.39
90.0-95.0	3.77	2015.72	0.18	97.57
95.0-100.0	3.29	2019.01	0.16	97.73
100.0-105.0	3.02	2022.03	0.15	97.88
105.0-110.0	2.88	2024.91	0.14	98.02
110.0-115.0	2.72	2027.63	0.13	98.15
115.0-120.0	2.54	2030.17	0.12	98.27
120.0-125.0	2.41	2032.59	0.12	98.39
125.0-130.0	2.50	2035.08	0.12	98.51
130.0-135.0	2.86	2037.94	0.14	98.65
135.0-140.0	3.52	2041.45	0.17	98.82
140.0-145.0	4.24	2045.69	0.21	99.02
145.0-150.0	4.58	2050.27	0.22	99.24
150.0-155.0	4.43	2054.71	0.21	99.46
155.0-160.0	3.94	2058.65	0.19	99.65
160.0-165.0	3.18	2061.83	0.15	99.80
165.0-170.0	2.29	2064.12	0.11	99.91
170.0-175.0	1.34	2065.46	0.06	99.98
175.0-180.0	0.43	2065.89	0.02	100.00

Rectangle ISO Lighting Intensity Diagram

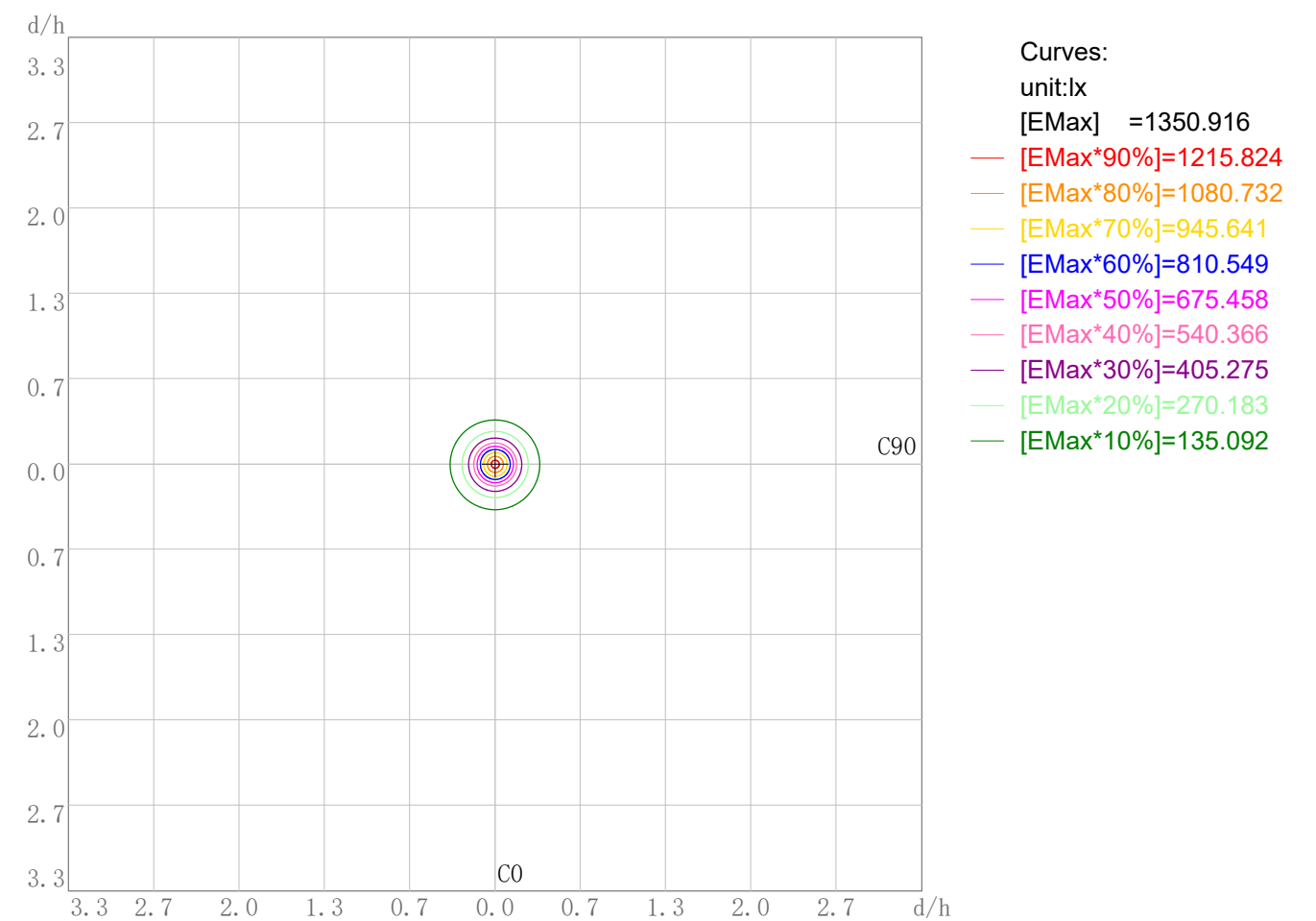
Lum. Name: PD08-25-XX-01 4000K RA90 15D	Lum. Catalog:	Test ID: 01
Lamp Name:	Lamp Catalog: LED	Test Lab: Quality Department
Manufacture: Shenzhen Norming Lighting	Test Machine:GON-2000	Test Date: 2022/09/19



Plane ISO-Illuminance Diagram

Lum. Name: PD08-25-XX-01 4000K RA90 15D	Lum. Catalog:	Test ID: 01
Lamp Name:	Lamp Catalog: LED	Test Lab: Quality Department
Manufacture: Shenzhen Norming Lighting	Test Machine:GON-2000	Test Date: 2022/09/19

Plane ISO-Illuminance Curve

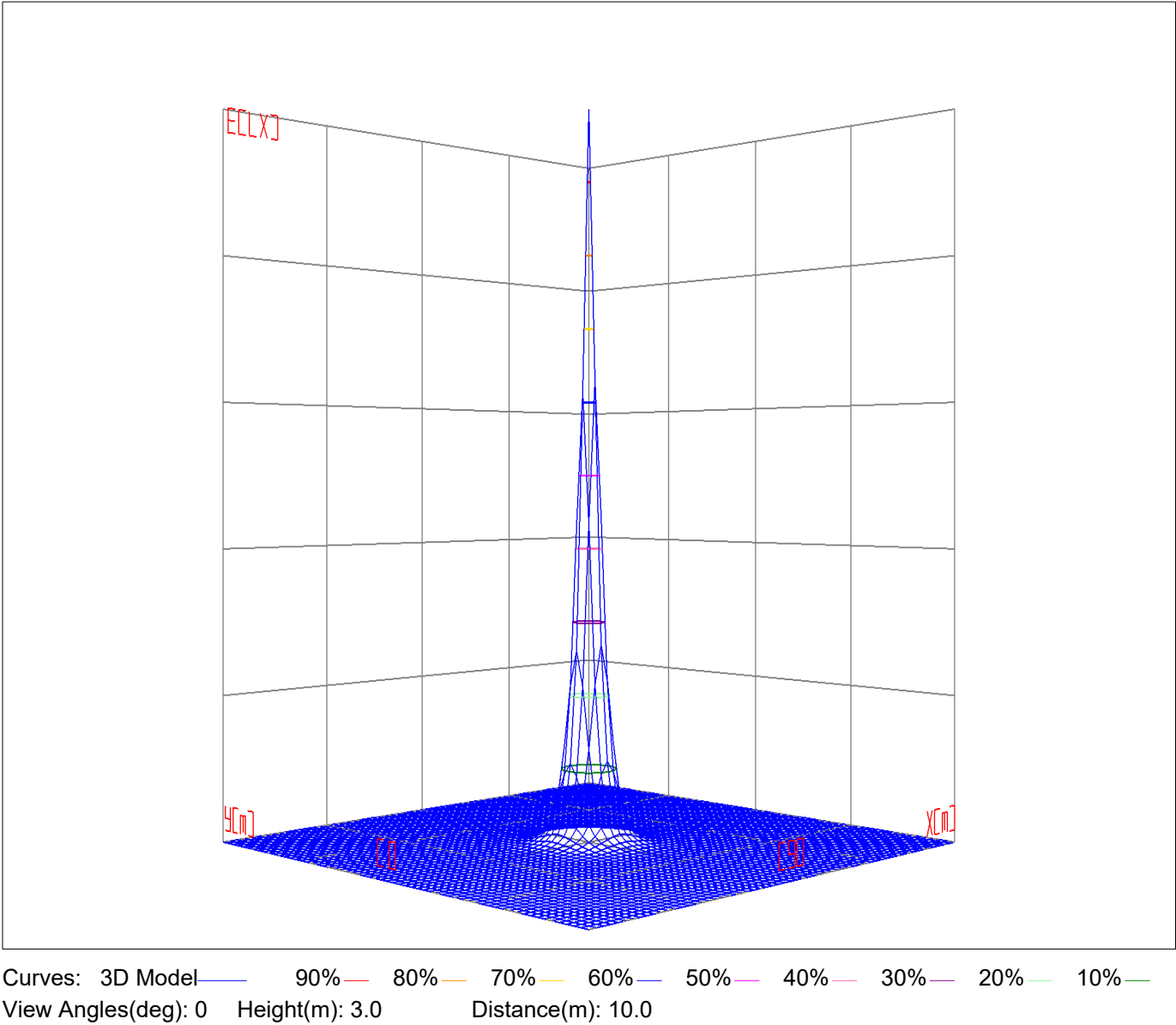


Working Plane Luminaire Mounting Height(m): 3.00  
Working Plane Maximum Illuminance(lx): 1350.92  
Working Plane Maximum Illuminance Position(d/h):H0.0 V0.0

3D Plane ISO Illuminance Diagram

Lum. Name: PD08-25-XX-01 4000K RA90 15D	Lum. Catelog:	Test ID: 01
Lamp Name:	Lamp Catelog: LED	Test Lab: Quality Department
Manufacture: Shenzhen Norming Lighting	Test Machine:GON-2000	Test Date: 2022/09/19

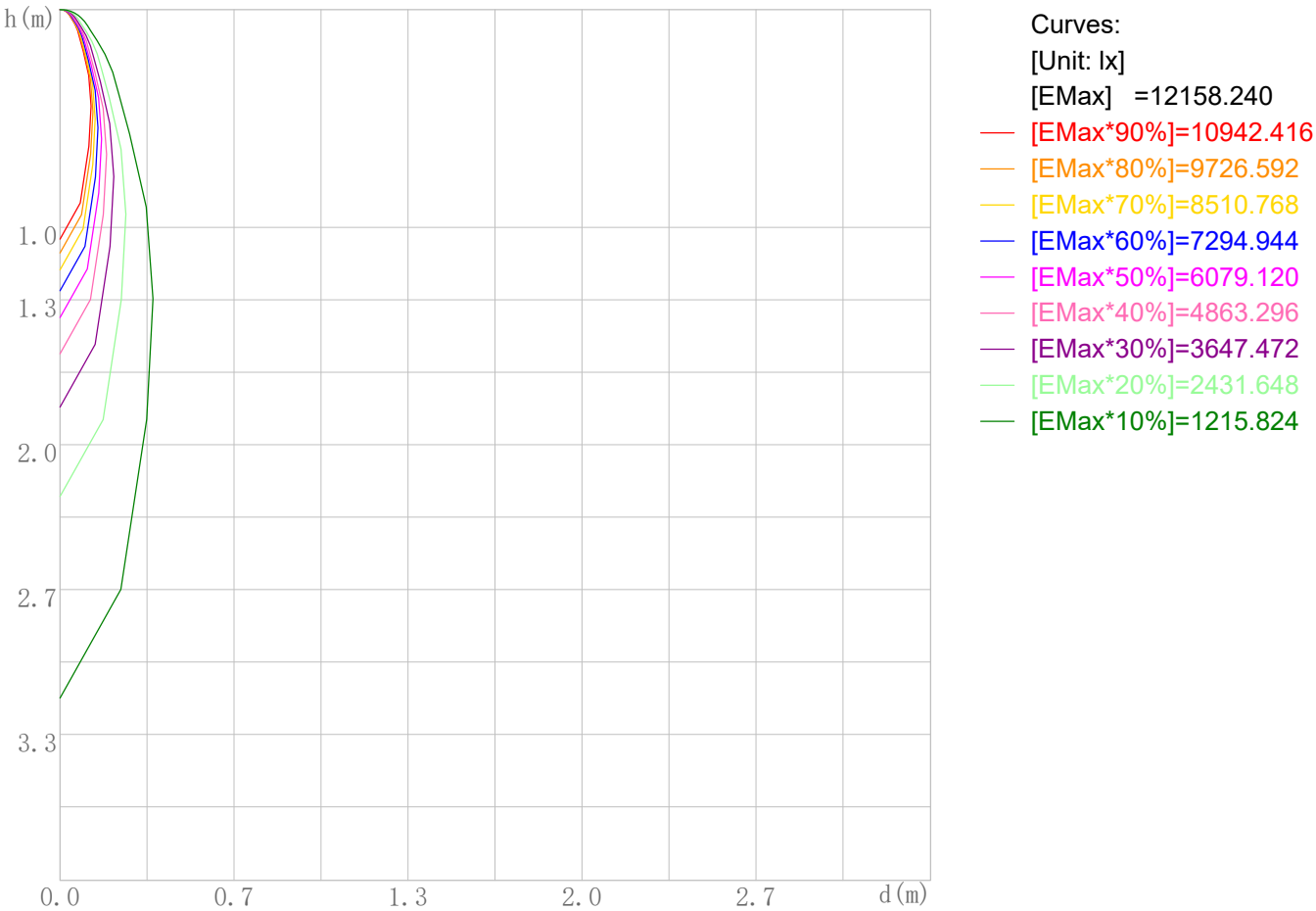
3D Plane Illuminance Modal



Space ISO Illuminance Diagram

Lum. Name: PD08-25-XX-01 4000K RA90 15D	Lum. Catelog:	Test ID: 01
Lamp Name:	Lamp Catelog: LED	Test Lab: Quality Department
Manufacture: Shenzhen Norming Lighting	Test Machine:GON-2000	Test Date: 2022/09/19

Space ISO Illuminance Curve

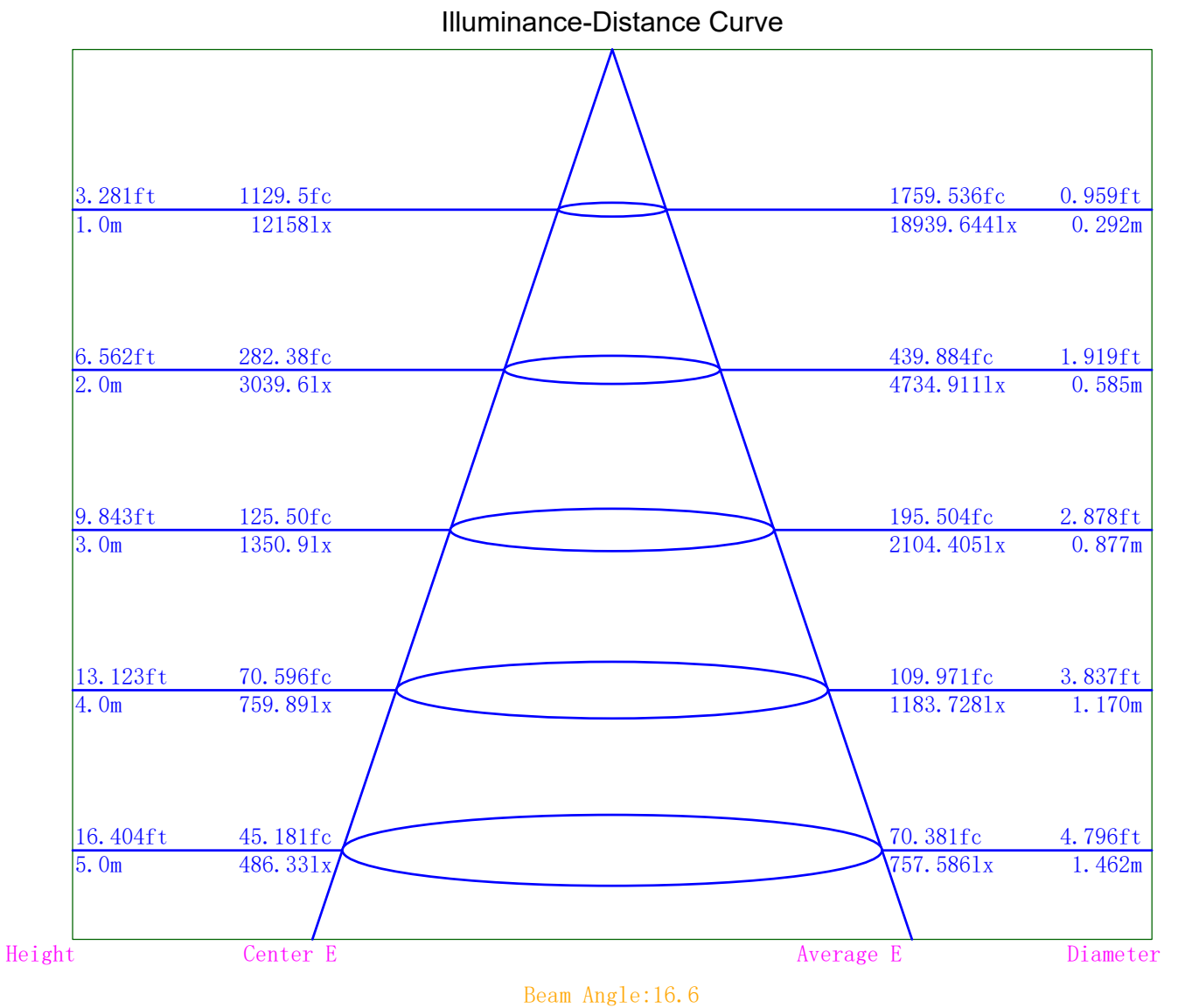


Space Plane Maximum Illuminance and @Angle:12158.24lx,0.0deg  
Plane Maximum Lighting Intensity and @Angle:12158.240cd,0eg



Illuminance-Distance Diagram

Lum. Name: PD08-25-XX-01 4000K RA90 15D	Lum. Catelog:	Test ID: 01
Lamp Name:	Lamp Catelog: LED	Test Lab: Quality Department
Manufacture: Shenzhen Norming Lighting	Test Machine:GON-2000	Test Date: 2022/09/19



Indoor Luminance Limiting Curves

Lum. Name: PD08-25-XX-01 4000K RA90 15D	Lum. Catalog:	Test ID: 01
Lamp Name:	Lamp Catalog: LED	Test Lab: Quality Department
Manufacture: Shenzhen Norming Lighting	Test Machine:GON-2000	Test Date: 2022/09/19

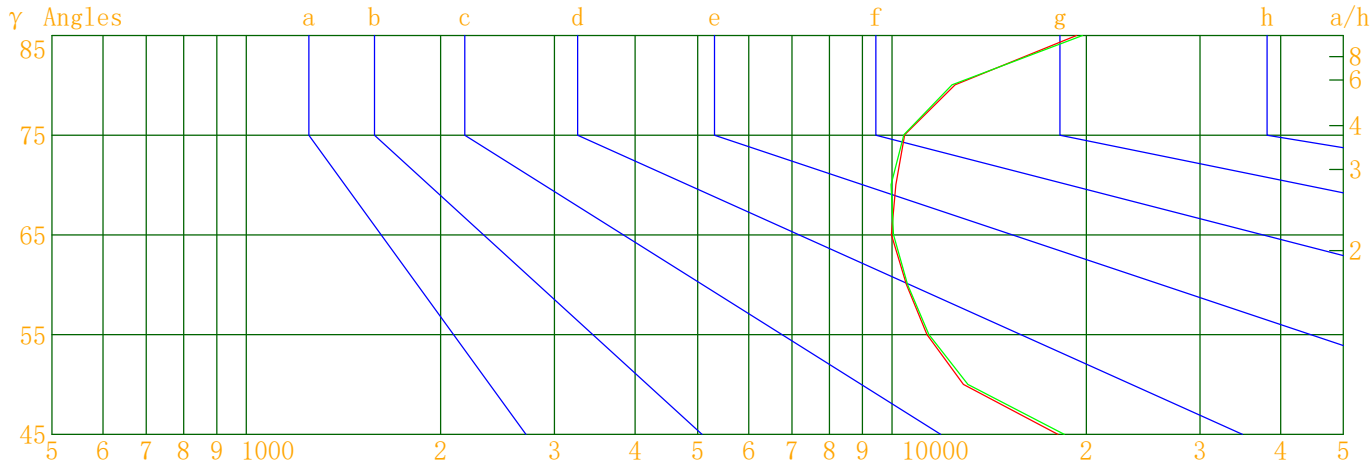
Glare Grade Table

GI	Quality	Using Illuminance							
1.15	A	2000	1000	500	<=300				
1.5	B		2000	1000	500	<=300			
1.85	C			2000	1000	500	<=300		
2.2	D				2000	1000	500	<=300	
2.55	E	a				2000	1000	500	<=300
			b	c	d	e	f	g	h

Luminance Table

Gama(deg)	45	50	55	60	65	70	75	80	85
C0	18066	12905	11328	10526	9980	10142	10461	12526	19310
C90	18488	13110	11407	10573	10053	9965	10432	12392	19724

Luminance Limiting Curve



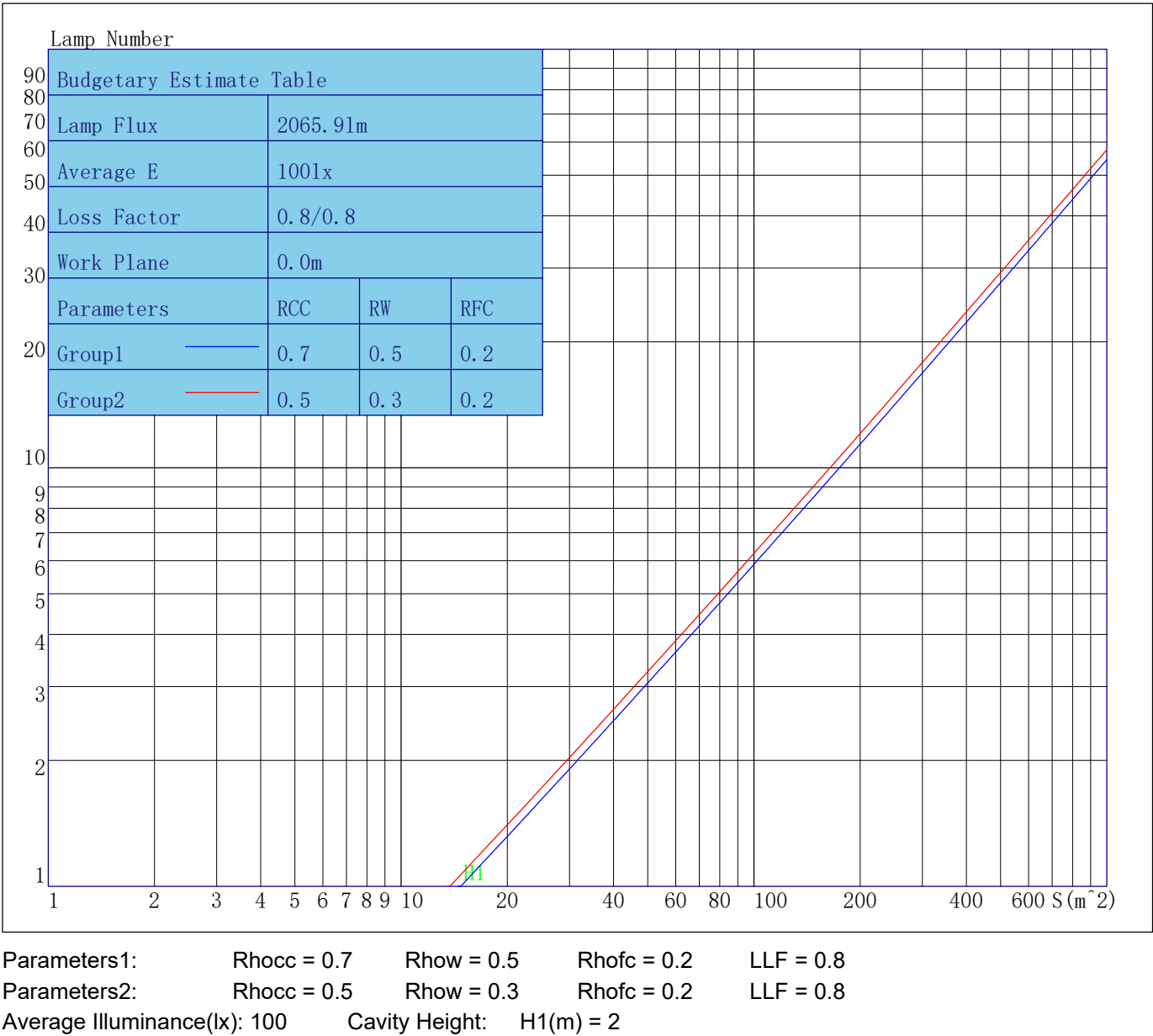
Luminous Size: Length(m)=-0.083 Width(m)=-0.083 Height(m)=0.000 Area(m^2)=0.005411

Luminous Type: Without Luminous Side

Luminous Curves: C0-C180 Color: C90-C270 Color:

Indoor Budgetary Estimate Table

Lum. Name: PD08-25-XX-01 4000K RA90 15D	Lum. Catalog:	Test ID: 01
Lamp Name:	Lamp Catalog: LED	Test Lab: Quality Department
Manufacture: Shenzhen Norming Lighting	Test Machine:GON-2000	Test Date: 2022/09/19



Indoor Coefficient of Utilization Table

Lum. Name: PD08-25-XX-01 4000K RA90 15D	Lum. Catelog:	Test ID: 01
Lamp Name:	Lamp Catelog: LED	Test Lab: Quality Department
Manufacture: Shenzhen Norming Lighting	Test Machine:GON-2000	Test Date: 2022/09/19

Coefficients of Utilization - Zonal Cavity Method																		
Coef.	Effective Floor Cavity Reflectance RFC=0.20																	
RhoCC (%)	80				70				50			30			10			0
RhoW (%)	70	50	30	10	70	50	30	10	50	30	10	50	30	10	50	30	10	0
RCR	Coefficient of Utilization(%)																	
0	118	118	118	118	115	115	115	115	110	110	110	104	104	104	100	100	100	97
1	114	111	109	107	111	109	107	105	104	103	101	100	99	98	96	95	95	93
2	109	105	102	99	107	103	100	98	100	97	95	96	94	93	93	92	90	89
3	105	100	96	93	103	98	95	92	95	92	90	93	90	88	90	88	87	85
4	101	95	91	88	100	94	90	87	92	88	86	90	87	84	88	85	83	82
5	98	91	87	83	96	90	86	83	88	85	82	87	84	81	85	82	80	79
6	95	88	83	80	93	87	83	80	85	82	79	84	81	78	83	80	78	76
7	92	85	80	77	91	84	80	77	83	79	76	81	78	76	80	77	75	74
8	89	82	77	74	88	81	77	74	80	76	74	79	76	73	78	75	73	72
9	87	79	75	72	86	79	75	72	78	74	71	77	74	71	76	73	71	70
10	84	77	73	70	83	77	73	70	76	72	69	75	72	69	74	71	69	68

Unified Glare Rating Table

Lum. Name: PD08-25-XX-01 4000K RA90 15D	Lum. Catelog:	Test ID: 01
Lamp Name:	Lamp Catelog: LED	Test Lab: Quality Department
Manufacture: Shenzhen Norming Lighting	Test Machine:GON-2000	Test Date: 2022/09/19

Unified Glare Rating Table

Ceiling RCC	0.70	0.70	0.50	0.50	0.30	0.70	0.70	0.50	0.50	0.30
Wall RW	0.50	0.30	0.50	0.30	0.30	0.50	0.30	0.50	0.30	0.30
Floor RFC	0.20	0.20	0.20	0.20	0.20	0.20	0.20	0.20	0.20	0.20
Room Size	Vewed crosswise					Vewed endwise				
X=2H    Y=2H	15.3	16.3	15.7	16.6	17.0	15.4	16.3	15.8	16.7	17.1
	16.2	17.0	16.6	17.4	17.8	16.2	17.1	16.7	17.5	17.9
	16.7	17.5	17.1	17.9	18.3	16.7	17.5	17.2	17.9	18.4
	17.3	18.0	17.7	18.4	18.9	17.3	18.0	17.8	18.4	18.9
	17.6	18.3	18.1	18.7	19.2	17.6	18.3	18.1	18.7	19.2
	18.0	18.6	18.5	19.1	19.5	18.0	18.6	18.5	19.1	19.6
X=4H    Y=2H	15.6	16.3	16.0	16.7	17.2	15.6	16.4	16.1	16.8	17.3
	16.7	17.3	17.1	17.8	18.2	16.7	17.3	17.2	17.8	18.3
	17.3	17.9	17.8	18.4	18.9	17.4	17.9	17.9	18.4	18.9
	18.1	18.6	18.7	19.1	19.7	18.1	18.6	18.7	19.1	19.7
	18.6	19.0	19.1	19.5	20.1	18.6	19.0	19.1	19.5	20.1
	19.1	19.5	19.6	20.0	20.6	19.1	19.5	19.7	20.0	20.6
X=8H    Y=4H	17.6	18.0	18.1	18.5	19.1	17.6	18.1	18.1	18.6	19.1
	18.6	19.0	19.2	19.5	20.1	18.6	19.0	19.2	19.5	20.1
	19.2	19.5	19.8	20.1	20.6	19.2	19.5	19.8	20.1	20.7
	19.9	20.2	20.5	20.8	21.4	20.0	20.2	20.5	20.8	21.4
X=12H    Y=4H	17.6	18.0	18.2	18.5	19.1	17.7	18.0	18.2	18.6	19.1
	18.7	19.0	19.3	19.6	20.2	18.7	19.0	19.3	19.6	20.2
	19.4	19.7	20.0	20.2	20.9	19.4	19.7	20.0	20.2	20.9
Variations with the objerver position at spacings										
S=1.0H	0.1/-0.1					0.2/-0.2				
S=1.5H	0.3/-0.3					0.3/-0.3				
S=2.0H	0.3/-0.4					0.3/-0.4				
Reduced UGR Table:										
Nordic Standard Table:	BK0					BK0				
Correction Value	3.1					3.0				

o the CIE Pub.117,data has been corrected,refers to the lamp's lumens 8.2flm.

IES Indoor Report

Photometric Filename:PD08-25-XX-01 4000K RA90 15D.IE

S

Candela Tabulation

V/H	C0.0	C90.0	C180.0	C270.0
γ 0.0	12158.2	12158.2	12158.2	12158.2
γ 5.0	8724.6	8939.5	8990.6	8700.7
γ 10.0	4508.7	4648.9	4827.7	4639.9
γ 15.0	2382.9	2449.3	2528.8	2438.6
γ 20.0	1204.1	1247.1	1363.2	1308.4
γ 25.0	534.5	555.3	611.5	576.8
γ 30.0	286.3	292.1	264.7	254.1
γ 35.0	183.0	186.2	159.4	154.4
γ 40.0	114.0	116.0	101.3	98.9
γ 45.0	69.1	70.7	65.0	63.2
γ 50.0	44.9	45.6	42.9	41.8
γ 55.0	35.2	35.4	35.1	34.6
γ 60.0	28.5	28.6	29.2	29.2
γ 65.0	22.8	23.0	24.2	23.8
γ 70.0	18.8	18.4	19.3	19.0
γ 75.0	14.6	14.6	15.5	15.2
γ 80.0	11.8	11.6	11.9	11.8
γ 85.0	9.1	9.3	9.5	9.2
γ 90.0	7.3	7.6	7.1	7.5
γ 95.0	6.6	7.0	6.1	6.0
γ 100.0	6.0	6.2	5.5	5.2
γ 105.0	5.9	5.9	5.2	5.3
γ 110.0	5.6	5.8	5.4	5.0
γ 115.0	5.1	5.2	5.4	5.5
γ 120.0	4.6	4.8	5.8	5.4
γ 125.0	4.6	4.7	6.0	5.8
γ 130.0	5.6	5.5	6.8	6.9
γ 135.0	7.0	7.2	8.6	8.9
γ 140.0	10.3	10.0	11.9	12.0
γ 145.0	13.1	13.2	15.4	15.6
γ 150.0	15.9	15.8	17.5	17.6
γ 155.0	17.8	17.9	18.8	18.7
γ 160.0	18.7	19.1	20.0	19.3
γ 165.0	19.0	19.1	19.8	19.5
γ 170.0	18.8	19.2	19.7	19.2
γ 175.0	18.1	18.4	18.7	17.9
γ 180.0	17.5	17.5	17.5	17.5